

# Exterior Wall Lantern

Part Number  
**B1010-BK**

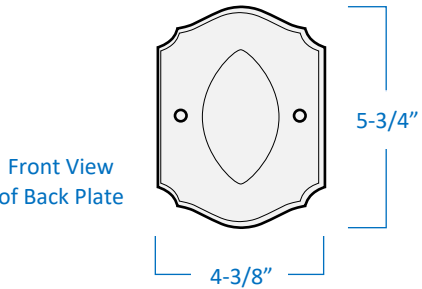
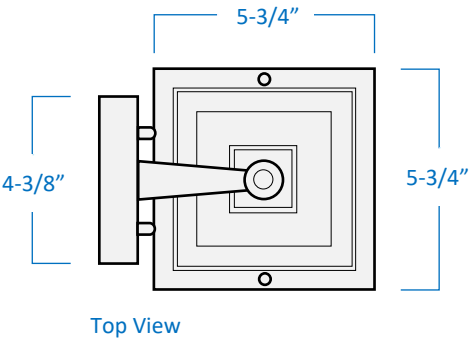
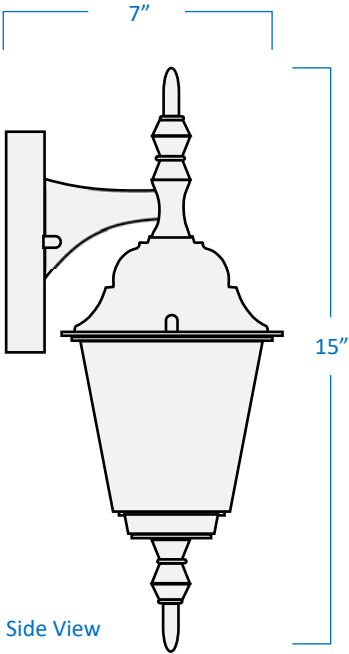
Product Specifications	
Description	1-Light traditional wall lantern Exterior use Ambient lighting
Finish	Black
Construction	Durable die cast aluminum Clear beveled glass
Dimensions	5-3/4"Width x 15"Height x 7"Extension
Lamps	1 x LED (E26 Medium Base) INCLUDED
Certifications	cETLus Listed   CSA Certified Suitable for wet locations
Notes	120V   60Hz Vertical wall mount only (hardware included)

Project \_\_\_\_\_

Date \_\_\_\_\_

Type \_\_\_\_\_

Location \_\_\_\_\_



Head Office: 151 Aviva Park Drive, Woodbridge, ON L4L 9C1  
Ottawa Office: 200 Iber Road, Unit 5, Stittsville, ON K2S 0L5

Tel: 905-669-1230  
Tel: 613-836-1977

© SanRemoLighting.com  
Toll Free: 1-800-903-1115